



HE HAS BEEN CLEARLY SEEN

An Introduction for Parents

We are surrounded by the glory of God! It is above us, beneath us, beside us, in front of us, and behind us. It can be seen, heard, felt, tasted, and sensed. It is present both day and night, in every part of the world. It is revealed to all people, even to those who do not believe in God's existence. This particular revelation of God's glory has not been written with ink or paper, nor is it limited by human speech. It speaks a universal language all its own and it always proclaims the same truth: *God is real and He is great!*

What is this wonderful revelation of God's glory? God's creation! As Psalm 19:1 and Romans 1:20 state:

The heavens declare the glory of God; the skies proclaim the work of His hands.

For since the creation of the world God's invisible qualities — His eternal power and divine nature — have been clearly seen, being understood from what has been made, so that men are without excuse.

The goal of this study is to help your child more fully to see, understand, and delight in God's glory as revealed through His creation. To assist you in reviewing the concepts presented in the curriculum lessons, your child will be given a take home sheet after each lesson.

As the primary faith nurturers of your child, we want you to be informed of the key themes and Bible texts that are taught in every lesson. The take home sheets will also provide you with helpful and interesting parent/child activities that can be used throughout the week to reinforce Biblical truth. Hopefully these activities will lead to further spiritual discussion. These discussions are a vital key in training your child to think and speak in a God-centered manner. Praying for and with your child is of the utmost importance in this process as we are totally dependent on the Holy Spirit to bring faith and understanding to the heart. Our prayer is that through this study, you and your child will grow to more passionately treasure, trust, and delight in our awesome Creator.

Badge Requirements

During the course of this study each child will be given the opportunity to work for four different badges. Some badge requirements may be done as student projects during your child's classroom time. Others may be assigned by your church or school to be done at home. In either case, your child will need your encouragement and assistance in accomplishing these projects. Our hope is that these projects will open further avenues of significant spiritual growth for your child.



Bible Memory Memorize and recite Psalm 19:1-4 and Romans 1:20.



Creation Collection Make a nature collection. Examples: shells, rocks, leaves, or dried flowers. The child should be able to discuss how these objects reveal the greatness of God.



Good Creation Steward Work on a project that demonstrates God's command for people to "rule" over His creation (from Psalm 8). For example, help clean up trash around your neighborhood or at a local park. Make a bird feeder or birdhouse. Take care of a friend's pet.



Praise Him! Memorize and sing at least two verses of a praise and worship song that emphasizes God's glory as experienced through His creation. Examples: *This is My Father's World, Great is Thy Faithfulness, How Great Thou Art, We Sing the Greatness of Our God, All Creatures of Our God and King.*



HE HAS BEEN CLEARLY SEEN

LESSON 1 A PICTURE FROM GOD

THEMES:

The Bible is God's Word
The Bible is always true
The Bible tells us who God is and what God is like
God is spirit and is invisible to our eyes
God desires to be known and understood
The visible world can help us to understand who God is and what God is like

SCRIPTURE:

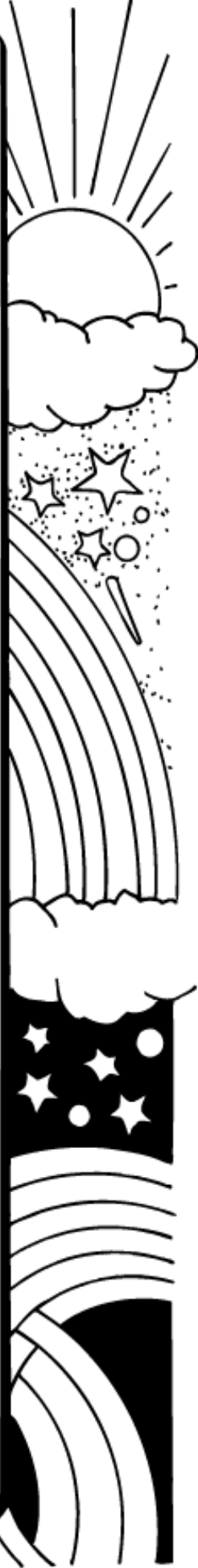

Isaiah 46:9; 1 John 4:8; Deuteronomy 4:31; Deuteronomy 7:9;
Nahum 1:3; 1 Samuel 2:2; Psalm 119:160; John 1:18; John
4:24; Exodus 33:20; Romans 1:20a; 2 Timothy 3:16;
Psalm 19:7-8

KEY VERSE: Romans 1:20a

For since the creation of the world God's invisible qualities —
His eternal power and divine nature — have been clearly seen.

PARENT/CHILD ACTIVITY:

Help your child memorize Romans 1:20a. Talk about what the verse means. During the week play the "I see clearly" game: Go outside or look out a window for exactly one minute. Each person must say what he/she sees by using the words, "I see (a blue bird) clearly. I see a (flower) clearly...." Count how many separate things you see. Write down the total each day. See if you can improve your score each day. How many things help us to see the invisible God more clearly?



**For since the
creation of the
world God's
invisible
qualities — His
eternal power
and divine
nature — have
been clearly
seen.**

Romans 1:20a



HE HAS BEEN CLEARLY SEEN

LESSON 2 IN THE BEGINNING GOD CREATED

THEMES:

The Bible is God's Word

The invisible God desires to be clearly seen

God alone is eternal

God alone created the world

God created the world in order to be seen and understood

SCRIPTURE:

Genesis 1:1; John 1:18; Romans 1:20a; Psalm 90:2;
Isaiah 44:24; Romans 11:36; Acts 17:25; John 1:1-3

KEY VERSE: Genesis 1:1

In the beginning God created the heavens and the earth.

PARENT/CHILD ACTIVITY:

Make something together such as cookies, a puzzle, a building block set, or craft. Talk about the creative process — how it takes intelligence to plan, design, and put something together properly. Recall the things that you saw from last week's "I see clearly" game. Emphasize that these things cannot put themselves together. God created everything. Even the things we "make", like cookies, are made from ingredients that first were created by God. Read and talk about Psalm 90:2, Isaiah 44:24, and Romans 11:36.

Read John 1:1-3. What do these verses tell us about Jesus? How is verse 1 similar to Genesis 1:1?

In the beginning

**created the heavens
and the earth.**

Genesis 1:1



HE HAS BEEN CLEARLY SEEN

LESSON 3

CREATION REVEALS THE GLORY OF GOD

THEMES:

The diversity and splendor of creation reveals the greatness and worth of God — His glory

Creation proclaims God's glory to all people throughout the earth

God wants us to see, understand, and treasure His glory

SCRIPTURE:


Romans 1:20; Genesis 1:1; Psalm 19:1-4; Isaiah 6:3

KEY VERSE: Psalm 19:1

The heavens declare the glory of God; the skies proclaim the work of His hands.

PARENT/CHILD ACTIVITY:

Go outside together on a clear night and look at the stars and moon. Talk about what you see. Go out during the day, and look up at the sky. Talk about what you see. How is the night sky different from the day sky? Read and help your child begin memorizing Psalm 19:1-4. Discuss how the sky displays the glory of God both day and night. Sing a song of praise together such as *This is My Father's World* or *All Creatures of Our God and King*.



**The heavens declare the
glory of God;
the skies proclaim
the work of His hands.**

Psalm 19:1



HE HAS BEEN CLEARLY SEEN

LESSON 4

SENSING GOD'S PRESENCE THROUGH WHAT HE HAS MADE

THEMES:

Creation reveals the glory of God
God desires to be seen, known, and understood
God makes His presence known through all He has made
God made us to see, feel, hear, smell, and taste so that we may better understand His glory

SCRIPTURE:

Psalm 19:1; Romans 1:18-19, 20; Deuteronomy 4:35;
Romans 1:21-22; Psalm 14:1; Exodus 15:1-12; Psalm 145:2-7

KEY VERSE: Romans 1:20

For since the creation of the world God's invisible qualities — His eternal power and divine nature — have been clearly seen, being understood from what has been made, so that men are without excuse.

PARENT/CHILD ACTIVITY:

Spend some time talking about the five senses — seeing, touching, hearing, smelling, and tasting. Point out how good God is in giving us the ability to experience His creation in different ways. Have a scavenger hunt in your house or outdoors. Have your child find items that have a specific look, feel, sound, smell, or taste. For example, say to your child: *I want you to find something that God made that is orange, shaped like a small ball, and tastes a little sour (an orange).* Continue the hunt with several other items (i.e., pine cones, rocks, plants, foods, toy animals, etc.). Read and discuss Romans 1:20.

I can _____ with my eyes.

I can _____ with my ears.

I can _____ with my hands.

I can _____ with my nose.

I can _____ with my mouth.

“For since the creation of the world God’s invisible qualities – His eternal power and divine nature – have been clearly seen, being understood from what has been made, so that men are without excuse.”

Romans 1:20



HE HAS BEEN CLEARLY SEEN

LESSON 5

HEARING GOD'S VOICE THROUGH WHAT HE HAS MADE

THEMES:

All creation reveals things about who God is and what God is like
God speaks to us through His Word, the Bible, and through the sounds of creation
God desires to be heard and understood

SCRIPTURE:

Job 12:7; Job 37:2-4; Psalm 29:4-9; Psalm 19:1-4; Psalm 46:10;
Psalm 145:5

KEY VERSE: Job 37:5

God's voice thunders in marvelous ways; He does great things beyond our understanding.

PARENT/CHILD ACTIVITY:

Read Psalm 46:10a together. Look for opportunities to be still and listen to God speak through His creation — the wind blowing, birds singing, thunder, rain, dogs barking, etc. Talk about what God may be revealing about Himself.

Read Psalm 29 together. What can we learn from this psalm? How is God's voice different from ours? What can God do that we cannot do? How should we respond to God when we hear Him speak through His creation? Have a time of prayer together.

A stylized comic book explosion graphic. It features a central white cloud-like shape with a thick black outline. From the top and bottom of the cloud, several sharp, black, triangular spikes radiate outwards, creating a starburst effect. The word "BOOM!" is written in a bold, black, sans-serif font across the center of the white cloud. The entire graphic is set against a white background and is enclosed within a decorative border consisting of a repeating black and white zigzag pattern.

BOOM!

**GOD'S VOICE THUNDERS IN
MARVELOUS WAYS;
HE DOES GREAT THINGS
BEYOND OUR
UNDERSTANDING.**

JOB 37:5



HE HAS BEEN CLEARLY SEEN

LESSON 6

DAY ONE — GOD SPOKE AND THERE WAS LIGHT

THEMES:

God created the world so that He could be seen and understood

God created light by the power of His word

God created light out of nothing

Light helps us to see God's greatness and worth

SCRIPTURE:

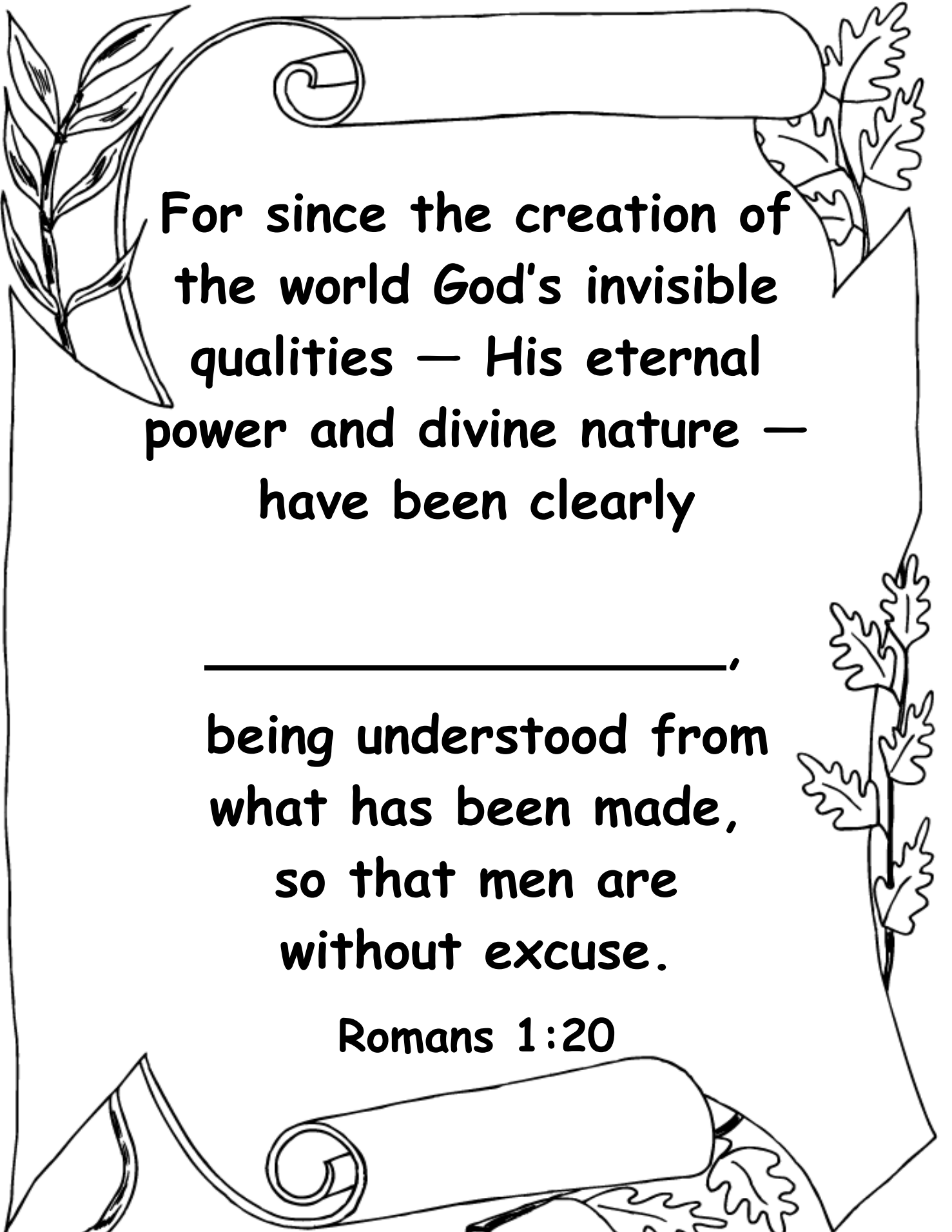
Job 37:5; Genesis 1:1-5; Hebrews 11:3; Romans 1:20;
Psalm 43:3; Psalm 119:105; 2 Samuel 22:29; Psalm 104:2;
Isaiah 60:19; John 1:4-8; 1 John 1:5; Revelation 21:23;
John 8:12; 2 Corinthians 4:6

KEY VERSE: Romans 1:20

For since the creation of the world God's invisible qualities — His eternal power and divine nature — have been clearly seen, being understood from what has been made, so that men are without excuse.

PARENT/CHILD ACTIVITY:

Choose one or more of the above listed Scripture passages to read and discuss daily. Explain that sometimes the Bible uses images such as light to help us understand true things about God. Talk about the many aspects of light — its brightness, warmth, beauty, ability to reveal things as they are — and relate these to Jesus' words, "I am the light of the world."



**For since the creation of
the world God's invisible
qualities — His eternal
power and divine nature —
have been clearly**

**being understood from
what has been made,
so that men are
without excuse.**

Romans 1:20



HE HAS BEEN CLEARLY SEEN

LESSON 7

DAY TWO — GOD CREATED THE SKIES

THEMES:

God created the atmosphere to surround the earth
God made the air in His perfect wisdom
God created air to sustain life
The air helps us to understand true things about God
The air displays the greatness of God

SCRIPTURE:

Genesis 1:6-8; Psalm 104:24; Job 33:4; Job 12:10;
Psalm 139:5, 7; Jonah 1:1-4; Psalm 24:1; Genesis 8:1;
Exodus 10:13-14; Exodus 14:21-22; Numbers 11:31-32;
Mark 4:35-41

KEY VERSE: Job 12:10

In His hand is the life of every creature and the breath of all mankind.

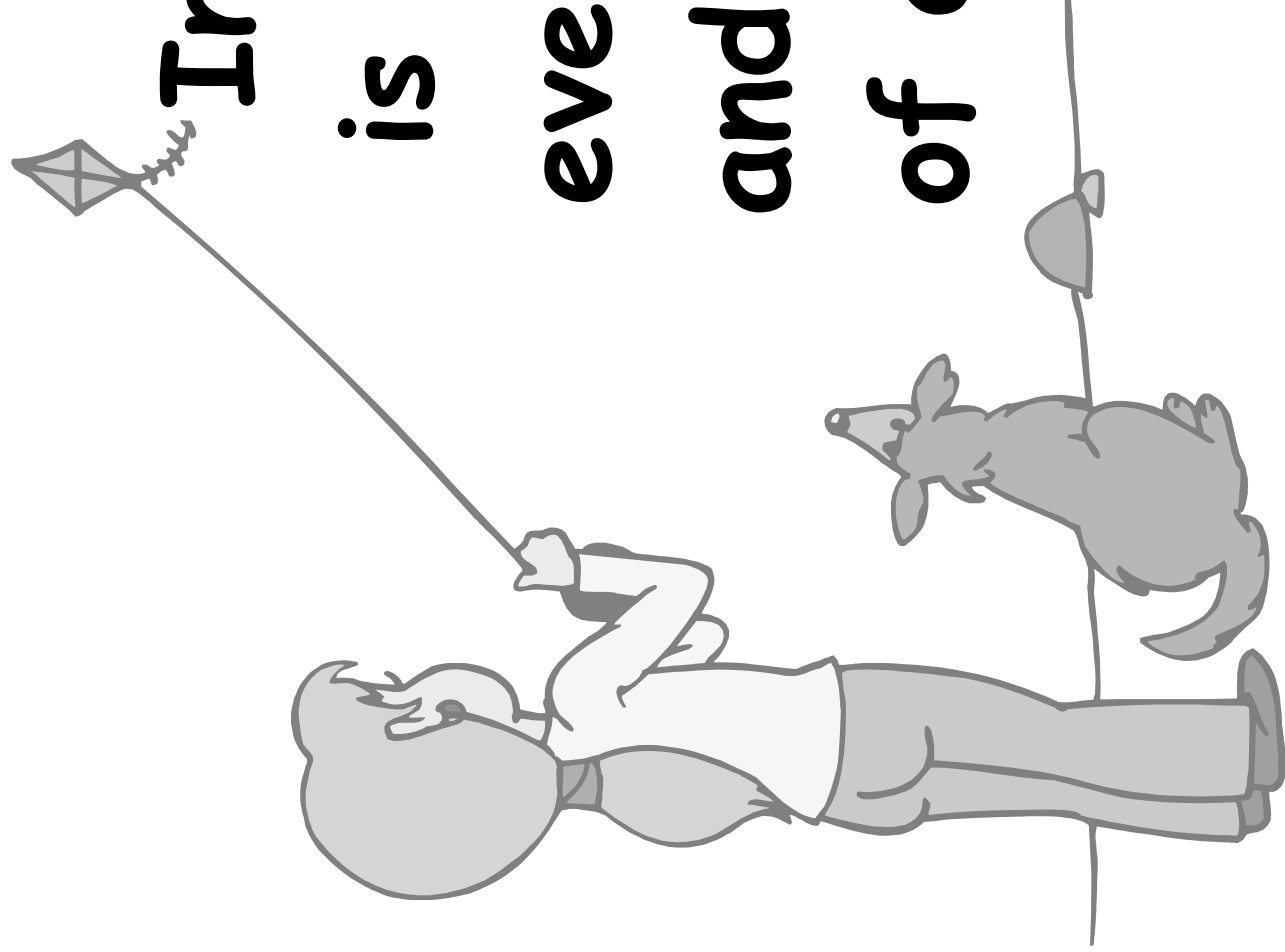
PARENT/CHILD ACTIVITY:

Talk about God's planning and care for us in creating air. Have your child hold his/her breath while you count. Emphasize how dependent we are on air every minute of the day. Count the number of times you and your child breathe in and out in one minute. Point out how good God is in surrounding us with air and causing us to breathe — even without having to think about it!

Review Job 12:10 and Job 33:4. Thank God for His wonderful goodness!

**In His hand
is the life of
every creature
and the breath
of all mankind.**

Job 12:10





HE HAS BEEN CLEARLY SEEN

LESSON 8

DAY THREE — GOD GATHERED THE WATERS (PART 1)

THEMES:

God is wise — He created the water to have unique properties to accomplish His purposes

God is almighty — He alone created and put the waters in their proper places

God created water for His glory — to show His greatness and worth

SCRIPTURE:

Genesis 1:9-10; Isaiah 44:24; Jeremiah 32:17; Proverbs 8:29; Psalm 104:24a; Job 37:10; Job 11:7, 9

KEY VERSE: Psalm 104:24a

How many are Your works, O LORD! In wisdom You made them all.

PARENT/CHILD ACTIVITY:

Use an atlas or world map to learn about several oceans, lakes, and rivers throughout the world. Emphasize God's sovereign design and purpose in the placement of the world's bodies of water.

Talk about the unique properties of water. For example, make a container of powdered drink mix with your child. Point out how water is able to dissolve things such as sugar and the flavored powder. Pour some of the drink mix into a plastic container and place it in the freezer. What happens to it? Let your child enjoy the flavored frozen treat. Praise God for His perfect wisdom.

**HOW MANY ARE YOUR
WORKS, O LORD!
IN WISDOM YOU MADE
THEM ALL.**

Psalm 104:24a





HE HAS BEEN CLEARLY SEEN

LESSON 9

DAY THREE — GOD GATHERED THE WATERS (PART 2)

THEMES:

God created the waters and the oceans to help us understand what He is like

God alone can satisfy us

God wants us to seek after Him and be satisfied in Him

God is more than we can fully understand

SCRIPTURE:

Psalm 42:1-2; Psalm 63:1; John 4:13-14; Psalm 92:4;
Psalm 16:11; Isaiah 51:15; Psalm 33:7-8; Job 11:7-8;
Jeremiah 2:13

KEY VERSE: Psalm 42:1-2a


As the deer pants for streams of water, so my soul pants for You, O God. My soul thirsts for God, for the living God.

PARENT/CHILD ACTIVITY:

Talk about a time when your child was really thirsty. What did it feel like? When someone is really thirsty what do they desire? Toys? Friends? Television? Why don't those things quench our thirst? Read and discuss Psalm 42:1-2 and Psalm 63:1. What do these verses tell us about "thirsting"? How should we seek after God? How much should we desire Him? How can God satisfy us in a way that water never can? Read Jesus' words from John 4:13-14. Talk about how Jesus is able to satisfy us and make us happy forever. Read Psalm 16:11 and praise God together for what you discover.

**As the deer pants for streams
of water, so my soul pants for
You, O God. My soul thirsts for
God, for the living God.**

Psalm 42:1-2a





HE HAS BEEN CLEARLY SEEN

LESSON 10

DAY THREE — GOD FORMED THE DRY LAND

THEMES:

God created dry land to be a solid foundation
God shaped and formed the land to be varied and interesting
God wants us to see His wisdom, strength, and trustworthiness through what He has created

SCRIPTURE:

Genesis 1:9-10; Psalm 95:5; Jeremiah 5:22; Jeremiah 32:17;
Psalm 90:2; Isaiah 26:4; Psalm 62:2, 7; Proverbs 18:10;
Psalm 92:4; 1 John 3:20; Psalm 145:3

KEY VERSE: Isaiah 26:4

Trust in the LORD forever, for the LORD, the LORD, is the Rock eternal.

PARENT/CHILD ACTIVITY:

During the week talk about the different types of dry ground that God has created. Talk about the different ways in which soil, sand, and rock can be used and enjoyed.

Read Psalm 62:2, 7 together. Why does the psalmist compare God to a rock? In what ways is God like a rock? How can these verses help us to trust in God more fully? As a response to God's trustworthiness, read Psalm 95:1-7 together. Talk about the verses one by one. Is there a way that you and your child can act upon these verses this week? Examples: Is there a song of joy you could sing together? Are there prayers of thanksgiving you could offer up to God? Could you set aside a time to kneel before Him and worship?

**Trust in the LORD forever,
for the LORD, the LORD, is the
Rock eternal.**

Isaiah 26:4





HE HAS BEEN CLEARLY SEEN

LESSON 11

DAY THREE — GOD COVERED THE LAND WITH PLANTS

THEMES:

God is infinite in His creativity
God is good and loving toward all He has made
God created plants to meet the needs of His creation

SCRIPTURE:

Genesis 1:11-12; Psalm 104:24; Psalm 104:14-17;
Psalm 145:15-17; John 6:35; Job 12:10; Psalm 145:3-6;
Matthew 6:25-30; Matthew 14:15-21

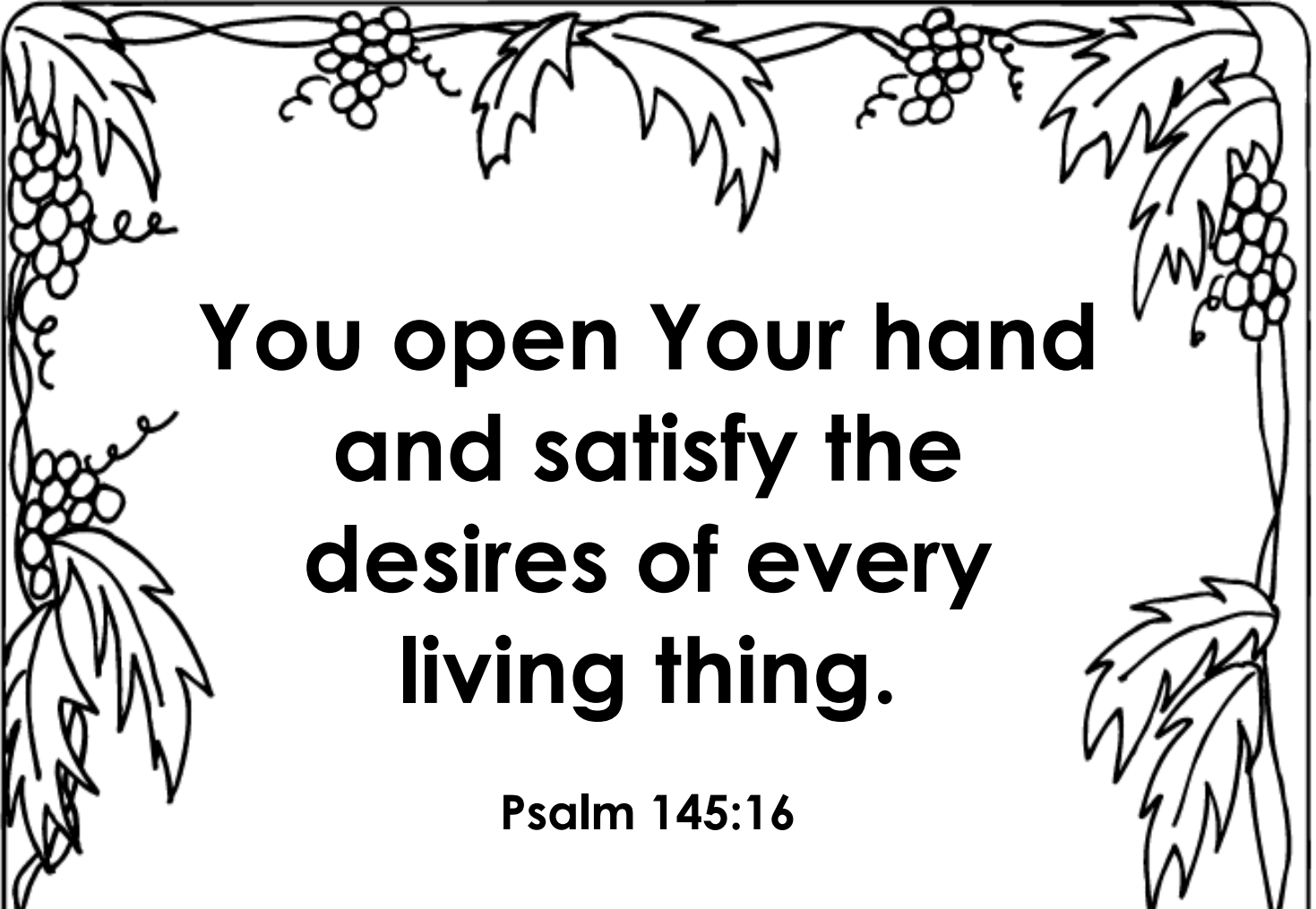
KEY VERSE: Psalm 145:16

You open Your hand and satisfy the desires of every living thing.

PARENT/CHILD ACTIVITY:

Take your child with you to the grocery store. Spend some time looking at the fresh produce. See if your child can count the number of varieties of fresh fruits and vegetables. Purchase one or two things that your child may not have tasted before. Go home and taste the new fruits or vegetables.

Read Psalm 104:14-17 and Psalm 145:15-16 together. Have your child draw a picture depicting these passages of Scripture. Praise God together for His goodness.



**You open Your hand
and satisfy the
desires of every
living thing.**

Psalm 145:16





HE HAS BEEN CLEARLY SEEN

LESSON 12

DAY FOUR — GOD STRETCHED OUT THE HEAVENS

THEMES:

The heavens show the vastness of the universe
The heavens display God's infinite power and knowledge
The heavens display the intimate relationship that God has with His creation

SCRIPTURE:

Genesis 1:1; Nehemiah 9:6; Psalm 147:4-5; Isaiah 40:26;
Psalm 8:1, 3-5, 9; Isaiah 59:1; Isaiah 57:15; Jeremiah 23:24;
Psalm 19:1-4; Psalm 44:8; Jeremiah 9:23-24;
1 Corinthians 1:31; Psalm 103:11

KEY VERSE: Psalm 147:4-5

He determines the number of stars and calls them each by name. Great is our Lord and mighty in power; His understanding has no limit.

PARENT/CHILD ACTIVITY:


Go outside together on a clear night and look at the stars together. See if you can locate a few constellations. Can you see the end of the night sky? Why not? What can we learn about God from looking at the stars, planets, and unending night sky? Read Psalm 147:4-5 together. What does it mean that God has no limit to His understanding?

Read Isaiah 40:26. What does this verse tell us about God? Why does this verse tell us to look to the heavens and stars? What can the heavens and stars remind us of?

**He determines the
number of the stars
and calls them
each by name.**

**Great is our Lord
and mighty in power;
His understanding
has no limit.**

Psalm 147:4-5





HE HAS BEEN CLEARLY SEEN

LESSON 13

DAY FOUR — GOD ORDERED THE DAYS AND SEASONS

THEMES:

God created the sun and moon to order the days, years, and seasons

The order of time follows God's sovereign plan

God's plans cannot be thwarted

God wants us to be sure of His enduring presence and sovereignty

SCRIPTURE:

Genesis 1:14-16; Psalm 50:1; Psalm 104:19; Daniel 2:21;

Psalm 33:11; Job 42:2; Malachi 3:6; Hebrews 13:8;

Psalm 139:16; Psalm 104:19-23; Hosea 6:3

Lamentations 3:22-24; Deuteronomy 4:19; Isaiah 60:19;

Revelation 22:5

KEY VERSE: Hebrews 13:8

Jesus Christ is the same yesterday and today and forever.

PARENT/CHILD ACTIVITY:

Give your child a tennis ball or other spherical object. Help him/her to use markers or paints to give the ball the appearance of earth. Use a larger ball (or balloon) to represent the sun. Using the two spheres, demonstrate how the earth rotates causing our day to turn to night, then night to turn to day again. Next, show how the earth orbits around the sun, changing the seasons and years. Talk about the marvelous way in which God governs our days, seasons, and years. Read Hebrews 13:8. Why is it good that Jesus never changes?

**Jesus Christ
is the same
yesterday
and today
and forever.**

Hebrews 13:8





HE HAS BEEN CLEARLY SEEN

LESSON 14

DAY FIVE — GOD CREATED THE TEEMING SEAS

THEMES:

God is infinitely creative
God does all things with perfection
God is a happy God
God created all things for His pleasure

SCRIPTURE:

Genesis 1:20-21; Psalm 104:24-25; Psalm 135:6;
Romans 1:20; Deuteronomy 32:3-4; Psalm 104:26

KEY VERSE: Psalm 135:6

The LORD does whatever pleases Him, in the heavens and on the earth, in the seas and all their depths.


PARENT/CHILD ACTIVITY:

Read about sea creatures from a nature book or magazine. Talk about the amazing variety of creatures that God has designed. Some interesting examples are sea horses, sea urchins, scorpionfish, sea cucumbers, lanternfish, and porcupine fish.

Read Psalm 104:24-25 together. Ask your child what they think a *leviathan* is. Have your child think of other large sea animals that seem to frolic in the oceans. What does this tell us about God? Read Psalm 104:31 and Psalm 135:6. Rejoice together in God's wonderful works!

**The LORD does
whatever
pleases Him,
in the heavens
and on the earth,
in the seas
and all their
depths.**

Psalm 135:6





HE HAS BEEN CLEARLY SEEN

LESSON 15

DAY FIVE — GOD FILLED THE SKIES

THEMES:

God does everything perfectly
Nothing is too hard for God to do
God provides for the needs of His creation
God is a wonderful, loving Heavenly Father

SCRIPTURE:

Genesis 1:20-21; Deuteronomy 32:3-4a; Matthew 6:25-26;
Deuteronomy 32:10-12; Psalm 91:1-4; Isaiah 40:29-31;
Matthew 10:28-31; Job 39:26-27; Isaiah 46:11; 1 Kings 17:1-6;
Romans 11:36

KEY VERSE: Matthew 6:26

Look at the birds of the air; they do not sow or reap or store away in barns, and yet your heavenly Father feeds them. Are you not much more valuable than they?

PARENT/CHILD ACTIVITY:

Set up a bird feeder in your yard that can be seen from a window (or simply scatter some bird seed on the ground). Over the next several days, spend some time observing the birds. How do they eat? What kinds of sounds do they make? How do they groom their feathers? Read Matthew 6:25-26 together. Do you have things that you are anxious about? Is your heavenly Father able to care for you?

Thank Jesus for what you discover.

**Look at the birds of the air;
they do not sow or reap
or store away in barns,
and yet your heavenly
Father feeds them.
Are you not much more
valuable than they?**

Matthew 6:26





HE HAS BEEN CLEARLY SEEN

LESSON 16

DAY SIX — GOD CREATED THE LIVESTOCK

THEMES:

God made each creature unique according to His purposes
God foreknows all the needs of mankind
God created some animals to have a special relationship with people
God is abundant in His goodness

SCRIPTURE:

Genesis 1:24; Job 1:1-3; Psalm 145:9, 16; Psalm 103:1-2;
Psalm 145:3-7; Romans 1:20; Psalm 23; John 10 (portions);
Isaiah 40:11

KEY VERSE: Psalm 145:9

The LORD is good to all; He has compassion on all He has made.

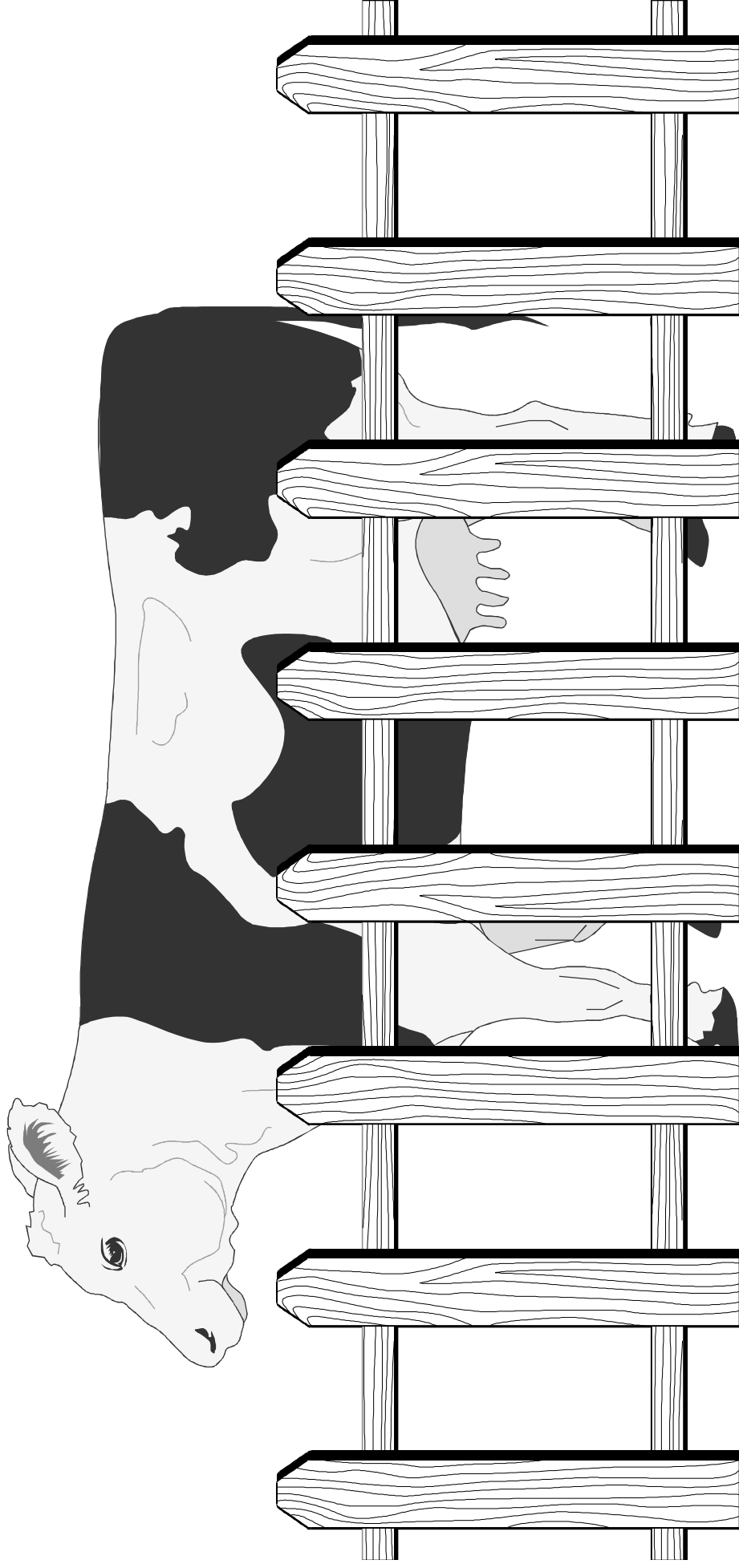
PARENT/CHILD ACTIVITY:

If you live near a rural area, drive out and watch livestock grazing. If not, look at pictures of livestock. Talk about God's perfect wisdom and care for us in designing animals like cows. Discuss the process in which God changes the food cows eat into milk. Look in your refrigerator and cupboards and point out the number of foods that contain milk products.

Read Psalm 145:9 and Psalm 103:1-2 together. Make a list of the many benefits we receive from God's provision of livestock. Have a time of thanksgiving to God for His abundant goodness.

**The LORD is good to all; He has
compassion on all He has made.**

Psalm 145:9





HE HAS BEEN CLEARLY SEEN

LESSON 17

DAY SIX — GOD CREATED THE CREEPING ANIMALS

THEMES:

God filled air, sea, and land with His creatures
God displays His overflowing abundance in all He does
God is perfect in wisdom
All of God's creatures fulfill His purposes

SCRIPTURE:

Genesis 1:24-25; Proverbs 30:24-28; Romans 1:20;
2 Corinthians 5:17; Proverbs 6:6; Philippians 4:13; Ephesians
5:14-16


KEY VERSE: Romans 1:20

For since the creation of the world God's invisible qualities — His eternal power and divine nature — have been clearly seen, being understood from what has been made, so that men are without excuse.

PARENT/CHILD ACTIVITY:

Read Proverbs 6:6-8 and Proverbs 30:24-25 together. What can we learn from ants? If possible, observe an ant colony or get a book about ants from your local library. See if you can find out what each of the following ants do in the colony: the queen, workers, and larvae. How do ants know how to build, organize, and maintain their colony? Who created such an amazing design and purpose for ants? God did!

Read Romans 1:20 and Romans 11:36. Marvel at God's wisdom in creation and praise Him together!



For since the creation of the

God's invisible qualities — His

power and divine nature —
have been clearly

being understood from what has
been made, so that men are
without

Romans 1:20



HE HAS BEEN CLEARLY SEEN

LESSON 18

DAY SIX — GOD CREATED THE WILD ANIMALS

THEMES:

God created some animals to be wild and free
Wild animals do not serve people
Wild animals do not need people to care for their daily needs
God supplies the needs of all of His creatures
Wild animals reveal God's freedom and sovereignty

SCRIPTURE:

Proverbs 30:30; Amos 3:8; Genesis 1:24-25; Job 38:39-40;
Job 39:1, 4-7, 9-10; Romans 1:20; Isaiah 46:10; Acts 17:25;
John 1:29; Revelation 5:5; Isaiah 40:25; Psalm 104:10-11, 18,
21, 24; Psalm 145:16; Job 41:10-11; Psalm 27:4

KEY VERSE: Isaiah 40:25

"To whom will you compare Me? Or who is My equal?" says the Holy One.


PARENT/CHILD ACTIVITY:

Take a trip to the zoo or watch a nature video together about wild animals. What do wild animals show us about the greatness of God?

Read Job 41 together. What kind of animal comes to mind as you read these verses? Would you be able to have this animal as your pet? Why not? Would you challenge this animal? Read verses 10 and 11. What does God want us to understand about who He is and what He is like from the description of this wild animal?

**“To whom will you
compare Me?
Or who is My equal?”
says the Holy One.**

Isaiah 40:25





HE HAS BEEN CLEARLY SEEN

LESSON 19

DAY SIX — GOD CREATED MAN IN HIS IMAGE

THEMES:

God prepared the world in a certain order
God culminated His creation by creating people
God created people in His image for His glory
People are to show the greatness of God
God desires that we see, understand, and delight in His glory

SCRIPTURE:

Genesis 1:26-27; Isaiah 43:6-7; Psalm 139:13-15;
Psalm 86:9-10; Isaiah 46:9; Matthew 22:37;
1 Corinthians 10:31; Psalm 8:5-8

KEY VERSE: Psalm 139:14

I praise You because I am fearfully and wonderfully made; Your works are wonderful, I know that full well.

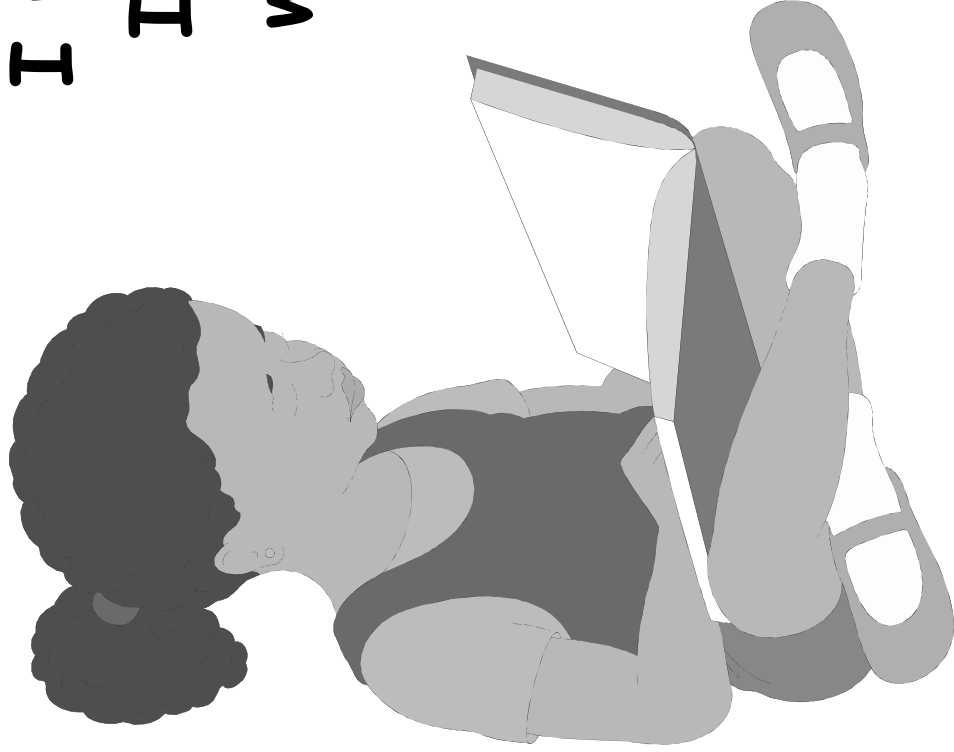
PARENT/CHILD ACTIVITY:

Make a list with your child of some of the things that people can do that apes and other animals cannot do. Discuss what it means to be created in God's likeness and image. Read Psalm 139 together. What kind of relationship does God have with His people? How well does He know us?

Because we are made in God's image, what kinds of things are we able to think about and understand? What types of desires and feelings can we have? What kinds of thoughts, desires, words, and actions would show the greatness and worth of God in our lives? Read and discuss Psalm 86:9-12.

**I praise You because
I am fearfully and
wonderfully made;
Your works are
wonderful,
I know that
full well.**

Psalm 139:14





HE HAS BEEN CLEARLY SEEN

LESSON 20

THE FALL OF MAN — ALL CREATION GROANS

THEMES:

God created all things perfectly
God created people to show His greatness and worth
All people have sinned — we fall short of treasuring and reflecting God's glory
Sinners deserve God's righteous punishment
Sin has consequences for all creation
The brokenness of creation reveals the wrath of God toward sin

SCRIPTURE:

Genesis 2:2-3, 8-20; Genesis 3:1-6; Romans 1:18a, 20-23, 25; Isaiah 59:2; Romans 3:23; Romans 8:22; Psalm 19:1-4

KEY VERSE: Romans 1:18a

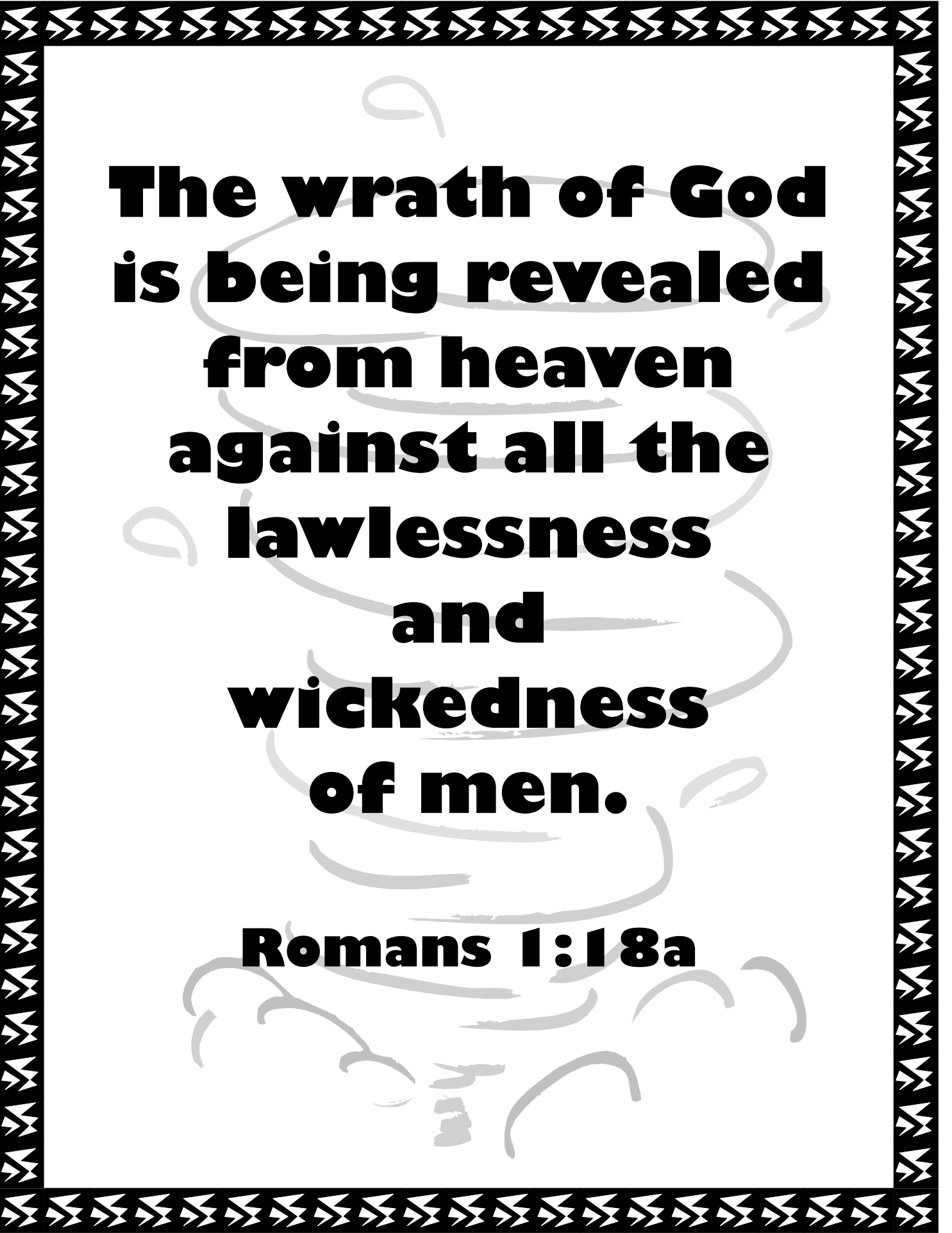
The wrath of God is being revealed from heaven against all the godlessness and wickedness of men.

PARENT/CHILD ACTIVITY:

Talk with your child about how sin has changed the world from the time of Genesis chapters 1-2. Ask your child what kinds of thoughts, words, and actions they see in themselves and in others that prove Romans 3:23 to be true.

Read and discuss Romans 1:18-23. Why is God right to be very angry with our sin? Discuss some of the consequences of sin from Genesis 3:16-19.

Talk about Romans 8:22. What evidence do we see of this verse in our neighborhoods, wilderness, seas, and skies?



**The wrath of God
is being revealed
from heaven
against all the
lawlessness
and
wickedness
of men.**

Romans 1:18a



HE HAS BEEN CLEARLY SEEN

LESSON 21 JESUS, CREATOR AND SAVIOR

THEMES:

God is revealing His wrath on a sinful world
All people are sinners and deserve God's punishment of death and hell
God loves His people and desires to save them
Jesus came into the world to save sinners
Jesus displays the fullness of the glory of God
Jesus will return to earth to make all things right

SCRIPTURE:

Romans 1:18, 21; Romans 3:23; Romans 6:23; 1 Timothy 1:15a; John 1:1-3; Hebrews 1:3; John 1:14; Hebrews 2:17; 1 Peter 2:24; 2 Corinthians 5:17; Revelation 22:12a; Acts 3:19; Romans 3:10-12; Acts 4:12; Hebrews 11:1-3; Deuteronomy 4:19; John 14:6; 2 Corinthians 4:6; John 11:25; 1 John 1:9

KEY VERSE: 1 Timothy 1:15a


Here is a trustworthy saying that deserves full acceptance: Christ Jesus came into the world to save sinners.

PARENT/CHILD ACTIVITY:

Read Romans 3:23 and Romans 6:23 together. Ask your child if these verses apply to him/her. Because these verses apply to all of us, what can we do to be saved? Can the stars save us? Can the huge oceans save us? Read Acts 3:19 and Acts 4:12. Has your child put his/her trust in Jesus alone for their salvation? Do you have unbelieving friends that you could pray for?

Here is a trustworthy saying that deserves full acceptance: Christ Jesus came into the world to save sinners.

1 Timothy 1:15a





HE HAS BEEN CLEARLY SEEN

LESSON 22 A TESTIMONY FROM GOD — THE RAIN

THEMES:

Jesus has promised to return to earth
Jesus is not slow in keeping His promises
Jesus desires that all people repent and be saved
Jesus has left Himself a testimony of His love and goodness
God created the rain to be a testimony to all people of His greatness

SCRIPTURE:


Revelation 22:12; 2 Peter 3:8-9; Acts 14:17; Job 36:27-28;
Psalm 145:9; Acts 4:12; Matthew 28:19; Job 37:11-12, 15-16;
Zechariah 10:1; Job 37:10, 13; 1 Kings 17 & 18 (portions);
Romans 1:20; Matthew 5:45; Ephesians 5:20

KEY VERSE: Acts 14:17

Yet He has not left Himself without testimony: He has shown kindness by giving you rain from heaven and crops in their seasons; He provides you with plenty of food and fills your hearts with joy.


PARENT/CHILD ACTIVITY:

Learn more about the wonderful water cycle that God has created. Have your child fill a clear glass or plastic container with about an inch of water. Seal the container with clear plastic wrap and place the container by a sunny window. Have your child observe what has happened after several hours. Read Job 36:27-28 to help explain what has happened in the container.



**Yet He has not left
Himself without testimony:
He has shown kindness by
giving you rain from heaven
and crops in their seasons;
He provides you with plenty
of food and fills your
hearts with joy.**

Acts 14:17





HE HAS BEEN CLEARLY SEEN

LESSON 23

THE EARTH IS THE LORD'S

THEMES:

All creation belongs to God
Under the sovereignty of God, people are to rule over creation
God desires that people use, care for, and enjoy creation in a manner that shows His glory
All people are sinners — we sometimes fail in our responsibility to properly rule over creation
When Jesus returns to earth, He will make all things new

SCRIPTURE:


Psalm 24:1; Job 41:11; Isaiah 44:24; Psalm 8:5-6; Revelation 22:12; Mark 12:29-31; Isaiah 11:6-9; Revelation 21:3-5; Romans 9:18-21; Romans 11:35-36; 2 Corinthians 4:7

KEY VERSE: Psalm 24:1

The earth is the LORD's, and everything in it, the world, and all who live in it.

PARENT/CHILD ACTIVITY:

Bring to your child's attention a specific way in which they have not treated something belonging to God with respect and honor. Read Psalm 24:1 and Psalm 8:5-6 together. How could your child respond differently in the future? What practical steps can your child take during the week to care for, use, and enjoy God's creation in a way that honors God? Help your child to think about creation in the following manner: *My (dog) belongs to Jesus. How would Jesus want me to care for and enjoy His (dog)?*



**The earth
is the**

_____,'

**and
everything
in it,
the world,
and all who
live in it.**

Psalm 24:1



HE HAS BEEN CLEARLY SEEN

LESSON 24

I WILL MEDITATE ON GOD'S WONDERFUL WORKS

THEMES:

God wants us to meditate on His works so that we more fully see and understand His glory

SCRIPTURE:

Psalm 145:5; Romans 1:20; Psalm 145:3-7; Job 41:12-30;
Psalm 111:2


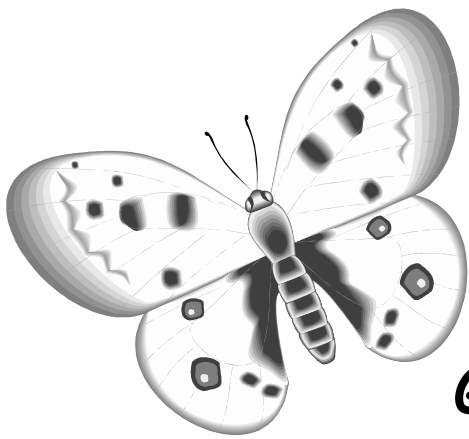
KEY VERSE: Psalm 145:3-5

Great is the LORD and most worthy of praise; His greatness no one can fathom. One generation will commend Your works to another; they will tell of Your mighty acts. They will speak of the glorious splendor of Your majesty, and I will meditate on Your wonderful works.


PARENT/CHILD ACTIVITY:

Take your child outside to your yard or local park and collect one leaf from as many different types plants as possible (be careful to look out for poisonous leaves). Bring the leaves home and study each leaf carefully. How many different shades of green are there? How many different shapes are there? How many different textures are there? Do some leaves have a different scent than others? Using paints and paper, have your child make a print of each type of leaf or have your child make a detailed drawing of several leaves.

Read Psalm 145:5b and Psalm 111:2. What does it mean to meditate on or to ponder God's wonderful works? How should we respond to God? Read Psalm 145:1-7.





Great is the LORD and
most worthy of praise;
His greatness no one
can fathom.



One generation will
commend Your works to
another; they will tell
of Your mighty acts.
They will speak of the
glorious splendor of
Your majesty, and I will
meditate on Your
wonderful works.



Psalm 145:3-5





HE HAS BEEN CLEARLY SEEN

LESSON 25 DELIGHTING IN THE GLORY OF GOD

THEMES:

Creation is like a picture from God
Creation helps us to more fully see, understand, and delight in the glory of God
True, lasting delight is found in God Himself

SCRIPTURE:


Psalm 111:2; Psalm 104:31; Romans 1:20; Psalm 19:1;
Psalm 16:11; Psalm 37:4; Revelation 4:11; Isaiah 55:1-2;
Psalm 27:4; Psalm 73:25; Isaiah 40:25

KEY VERSE: Psalm 37:4

Delight yourself in the LORD and He will give you the desires of your heart.

PARENT/CHILD ACTIVITY:

On the left-hand side of a large piece of paper have your child make a list of things they enjoy — foods, friends, animals, and activities. Emphasize how each of these things is a gift from a good and loving Creator. Read Psalm 104:31a. Why does God delight in His works? Why should we delight in God's works? Because God's creation shows the greatness and worth of God — His glory. Have your child write the word "GOD" in large letters on the right-hand side of the page. Next, have him/her draw arrows from the items listed on the left-hand side of the page that point toward "GOD." Explain that all of creation exists to point us to the source of true, everlasting delight — God Himself!



**Delight yourself
in the LORD
and He will give
you the desires of
your heart.**



Psalm 37:4



HE HAS BEEN CLEARLY SEEN

LESSON 26

ALL GOD'S WORKS SHALL PRAISE HIM

THEMES:

God created all things for His glory
God's creation praises Him by revealing His greatness and worth
God desires that we see, understand, and delight in His glory so that we might praise Him forever

SCRIPTURE:

Psalm 148:1-5, 7-10; Isaiah 55:12; Isaiah 44:23; Psalm 65:13; Psalm 148:11-12; Psalm 66:1-3; Psalm 92:4; Psalm 111:1, 2, 10; Psalm 113:3; Psalm 34:1; Romans 1:19-20; Psalm 145:1-3; Matthew 15:8-9; Psalm 149:1-3; Psalm 150; Habakkuk 2:20

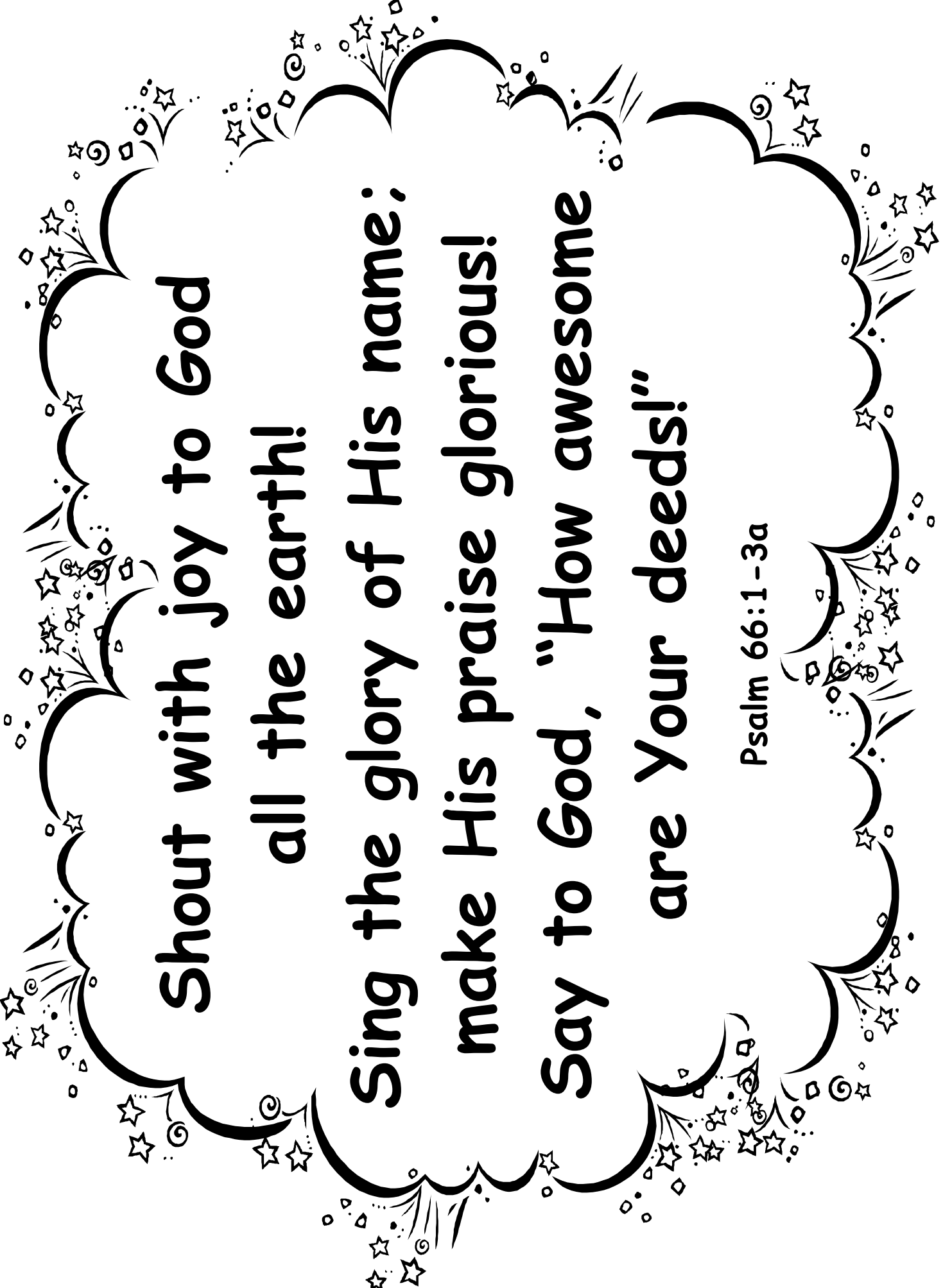
KEY VERSE: Psalm 66:1-3a

Shout with joy to God, all the earth! Sing the glory of His name; make His praise glorious! Say to God, "How awesome are Your deeds!"

PARENT/CHILD ACTIVITY:

Read Psalm 148 together then go on a praise walk. Point out specific things look at and listen to as you walk along. Where appropriate, encourage your child to touch and smell also. Make your praises into refrains such as: *Praise Him, you fuzzy squirrels. Praise Him, you crawling beetles. Praise Him, you singing cardinal. Praise Him, you spider web.*

At home, have your child draw a praise picture showing the various things and creatures that you saw along your walk. Give the picture a title such as: *All God's Works Will Praise Him.*



**Shout with joy to God
all the earth!
Sing the glory of His name;
make His praise glorious!
Say to God, "How awesome
are Your deeds!"**

Psalm 66:1-3a